

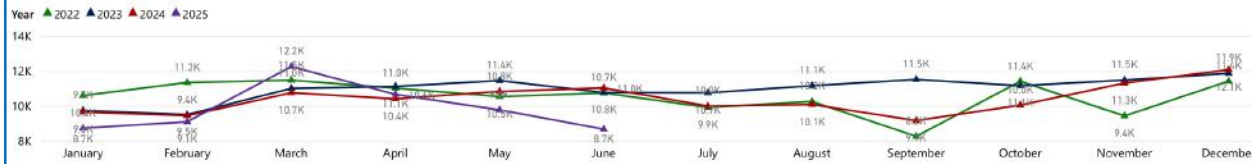
Total Industry

Year	January	February	March	April	May	June	July	August	September	October	November	December	Total
2018	7,909	7,137	8,228	8,300	9,344	9,764	9,817	9,278	8,473	8,831	10,223	12,996	110,300
2019	8,535	7,966	9,506	7,491	9,055	10,297	7,737	8,348	7,703	8,862	10,814	12,970	109,284
2020	6,806	8,607	3,246	357	2,741	10,775	10,702	8,812	8,510	10,778	11,040	14,352	96,726
2021	10,236	10,796	11,909	10,948	12,857	11,782	11,056	10,880	9,730	9,482	9,527	12,047	131,250
2022	10,584	11,330	11,462	11,010	10,525	10,728	9,907	10,244	8,249	11,399	9,420	11,409	126,267
2023	9,732	9,495	10,991	11,107	11,440	10,757	10,743	11,147	11,503	11,148	11,467	11,861	131,391
2024	9,644	9,434	10,741	10,395	10,819	11,019	9,985	10,074	9,149	10,038	11,297	12,068	124,663
2025	8,719	9,083	12,246	10,648	9,762	8,660							59,118

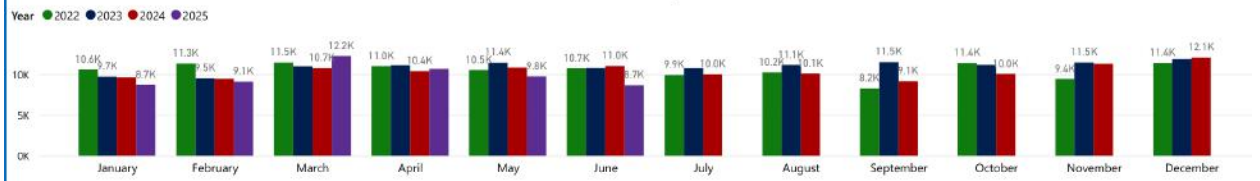


Fuel Type: Brand:

Total Units PR & USVI TY by Month and Year



Total Units PR & USVI TY by Month and Year



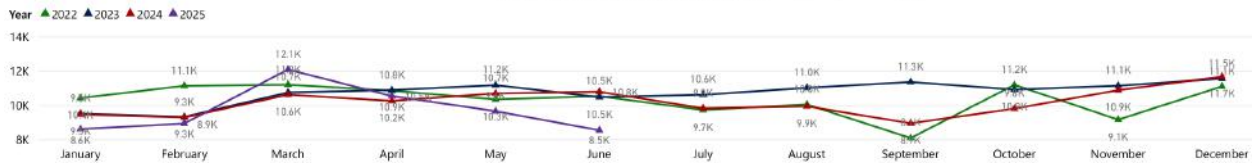
PR Total

Year	January	February	March	April	May	June	July	August	September	October	November	December	Total
2018	7,721	6,828	8,026	8,105	9,152	9,596	9,724	9,156	8,335	8,595	10,001	12,702	107,941
2019	8,168	7,721	9,307	7,351	8,863	10,161	7,631	8,235	7,546	8,628	10,508	12,497	106,616
2020	6,653	8,402	3,132	287	2,666	10,648	10,595	8,691	8,432	10,669	10,862	13,983	95,020
2021	10,085	10,540	11,697	10,814	12,686	11,636	10,926	10,755	9,570	9,281	9,346	11,809	129,145
2022	10,407	11,117	11,186	10,833	10,326	10,516	9,709	10,031	8,076	11,174	9,147	11,082	123,604
2023	9,505	9,309	10,732	10,870	11,158	10,458	10,598	11,000	11,343	10,896	11,124	11,538	128,531
2024	9,459	9,275	10,602	10,239	10,679	10,772	9,806	9,926	8,934	9,788	10,864	11,655	121,999
2025	8,595	8,924	12,072	10,523	9,642	8,528							58,284

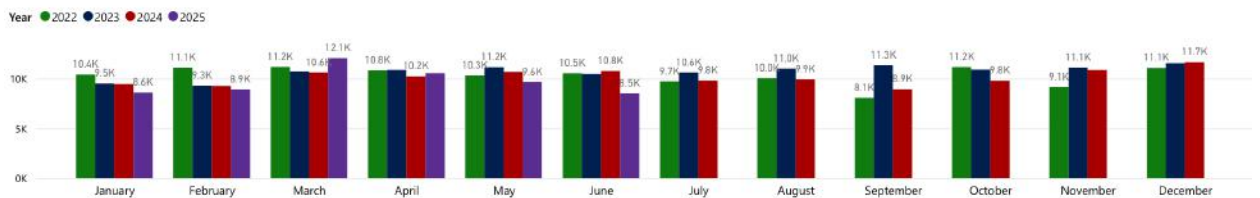


Fuel Type: Brand:

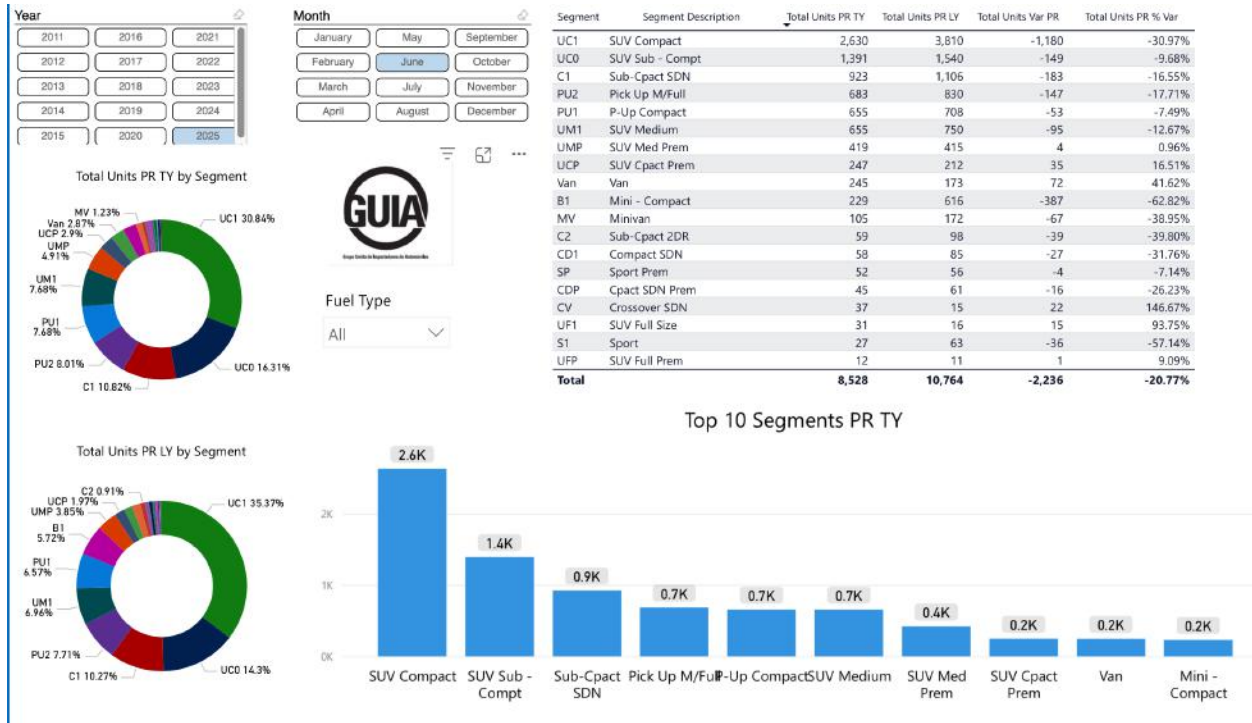
Total Units PR TY by Month and Year



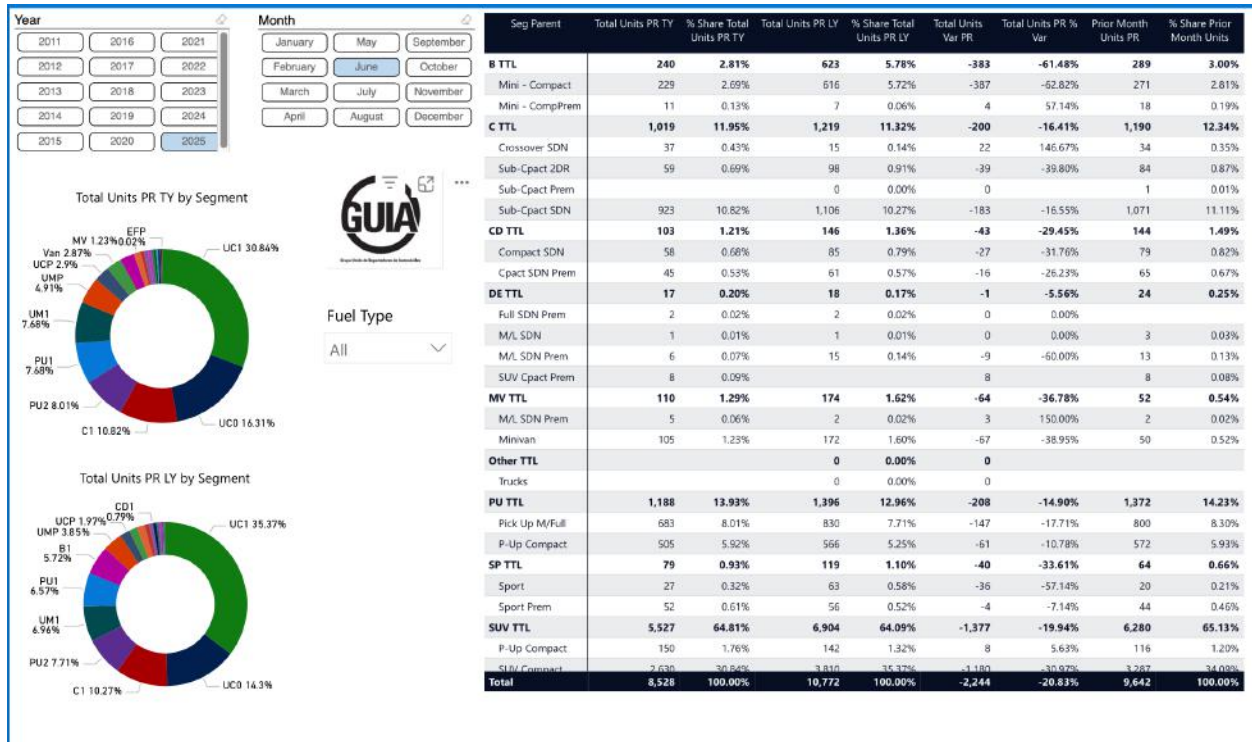
Total Units PR TY by Month and Year



PR Total by Segment



PR Segment % Share



PR Market Month

Year

2011	2016	2021
2012	2017	2022
2013	2018	2023
2014	2019	2024
2015	2020	2025

Month

January	May	September
February	June	October
March	July	November
April	August	December

Fuel Type

All



CB	Total Units PR TY	% Share Total Units PR	Total Units PR LY	% Share Total Units PR LY	Total Units Var PR	Total Units PR % Var
US	1,473	17.27%	2,081	19.32%	-608	-29.22%
Chrysler	522	6.12%	801	7.44%	-279	-34.83%
Ford	839	9.84%	1,188	11.03%	-349	-29.38%
GM	112	1.31%	92	0.85%	20	21.74%
KO	2,422	28.40%	2,789	25.89%	-367	-13.16%
Genesis	17	0.20%	21	0.19%	-4	-19.05%
Hyundai	1,289	15.11%	1,624	15.08%	-335	-20.63%
Kia	1,116	13.09%	1,144	10.62%	-28	-2.45%
JA	4,010	47.02%	5,269	48.91%	-1,259	-23.89%
Acura	59	0.69%	35	0.32%	24	68.57%
Honda	372	4.36%	372	3.45%	0	0.00%
Infiniti	23	0.27%	24	0.22%	-1	-4.17%
Lexus	118	1.38%	133	1.23%	-15	-11.28%
Mazda	87	1.02%	98	0.91%	-11	-11.22%
Mitsubishi	576	6.75%	1,060	9.84%	-484	-45.66%
Nissan	570	6.68%	959	8.90%	-389	-40.56%
Subaru	17	0.20%	23	0.21%	-6	-26.09%
Toyota	2,188	25.66%	2,565	23.81%	-377	-14.70%
EU	623	7.31%	633	5.88%	-10	-1.58%
Alfa Romeo			3	0.03%	-3	
Audi	40	0.47%	64	0.59%	-24	-37.50%
Bentley			2	0.02%	-2	
BMW	225	2.64%	240	2.23%	-15	-6.25%
Ferrari	3	0.04%	3	0.03%	0	0.00%
Fiat	1	0.01%			1	
Total	8,528	100.00%	10,772	100.00%	-2,244	-20.83%

Fiat	1	0.01%			1	
Jaguar			0	0.00%	0	
Lamborghini	1	0.01%	0	0.00%	1	
LandRover	19	0.22%	27	0.25%	-8	-29.63%
Maserati			0	0.00%	0	
Mercedes	166	1.95%	73	0.68%	93	127.40%
Mini	47	0.55%	22	0.20%	25	113.64%
Porsche	42	0.49%	65	0.60%	-23	-35.38%
Volvo	26	0.30%	40	0.37%	-14	-35.00%
VW	53	0.62%	94	0.87%	-41	-43.62%
Total	8,528	100.00%	10,772	100.00%	-2,244	-20.83%