

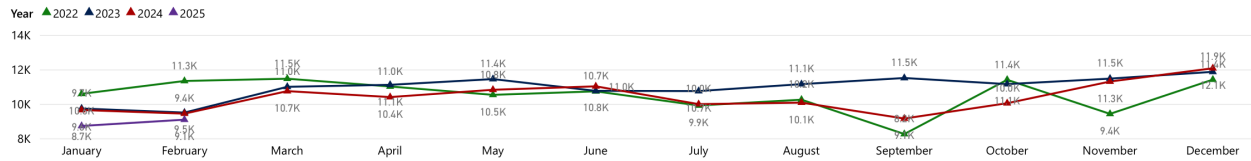
# Total Industry

| Year | January | February | March  | April  | May    | June   | July   | August | September | October | November | December | Total          |
|------|---------|----------|--------|--------|--------|--------|--------|--------|-----------|---------|----------|----------|----------------|
| 2018 | 7,909   | 7,137    | 8,228  | 8,300  | 9,344  | 9,764  | 9,817  | 9,278  | 8,473     | 8,831   | 10,223   | 12,996   | <b>110,300</b> |
| 2019 | 8,535   | 7,966    | 9,506  | 7,491  | 9,055  | 10,297 | 7,737  | 8,348  | 7,703     | 8,862   | 10,814   | 12,970   | <b>109,284</b> |
| 2020 | 6,806   | 8,607    | 3,246  | 357    | 2,741  | 10,775 | 10,702 | 8,812  | 8,510     | 10,778  | 11,040   | 14,352   | <b>96,726</b>  |
| 2021 | 10,236  | 10,796   | 11,909 | 10,948 | 12,857 | 11,782 | 11,056 | 10,880 | 9,730     | 9,482   | 9,527    | 12,047   | <b>131,250</b> |
| 2022 | 10,584  | 11,330   | 11,462 | 11,010 | 10,525 | 10,728 | 9,907  | 10,244 | 8,249     | 11,399  | 9,420    | 11,409   | <b>126,267</b> |
| 2023 | 9,732   | 9,495    | 10,991 | 11,107 | 11,440 | 10,757 | 10,743 | 11,147 | 11,503    | 11,148  | 11,467   | 11,861   | <b>131,391</b> |
| 2024 | 9,644   | 9,434    | 10,741 | 10,395 | 10,819 | 11,019 | 9,985  | 10,074 | 9,149     | 10,038  | 11,297   | 12,068   | <b>124,663</b> |
| 2025 | 8,719   | 9,083    |        |        |        |        |        |        |           |         |          |          | <b>17,802</b>  |

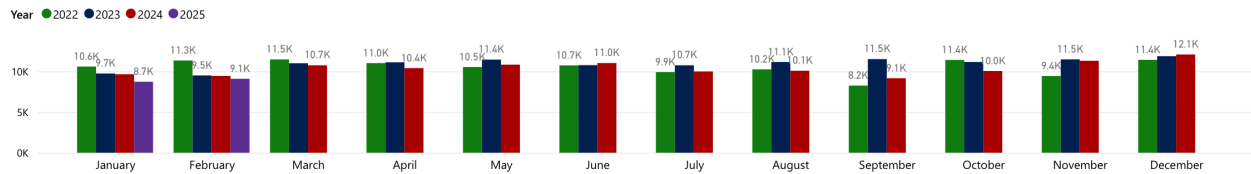


Fuel Type:  Brand:

Total Units PR & USVI TY by Month and Year



Total Units PR & USVI TY by Month and Year



# PR Total

| Year | January | February | March  | April  | May    | June   | July   | August | September | October | November | December | Total          |
|------|---------|----------|--------|--------|--------|--------|--------|--------|-----------|---------|----------|----------|----------------|
| 2018 | 7,721   | 6,828    | 8,026  | 8,105  | 9,152  | 9,596  | 9,724  | 9,156  | 8,335     | 8,595   | 10,001   | 12,702   | <b>107,941</b> |
| 2019 | 8,168   | 7,721    | 9,307  | 7,351  | 8,863  | 10,161 | 7,631  | 8,235  | 7,546     | 8,628   | 10,508   | 12,497   | <b>106,616</b> |
| 2020 | 6,653   | 8,402    | 3,132  | 287    | 2,666  | 10,648 | 10,595 | 8,691  | 8,432     | 10,669  | 10,862   | 13,983   | <b>95,020</b>  |
| 2021 | 10,085  | 10,540   | 11,697 | 10,814 | 12,686 | 11,636 | 10,755 | 9,570  | 9,281     | 9,346   | 11,809   | 11,809   | <b>129,145</b> |
| 2022 | 10,407  | 11,117   | 11,186 | 10,833 | 10,326 | 10,516 | 9,709  | 10,031 | 8,076     | 11,174  | 9,147    | 11,082   | <b>123,604</b> |
| 2023 | 9,505   | 9,309    | 10,732 | 10,870 | 11,158 | 10,458 | 10,598 | 11,000 | 11,343    | 10,896  | 11,124   | 11,538   | <b>128,531</b> |
| 2024 | 9,459   | 9,275    | 10,602 | 10,239 | 10,679 | 10,772 | 9,806  | 9,926  | 8,934     | 9,788   | 10,864   | 11,655   | <b>121,999</b> |
| 2025 | 8,595   | 9,000    |        |        |        |        |        |        |           |         |          |          | <b>17,595</b>  |

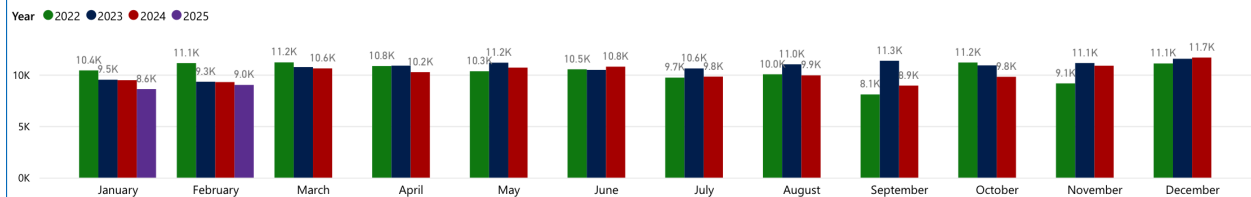


Fuel Type:  Brand:

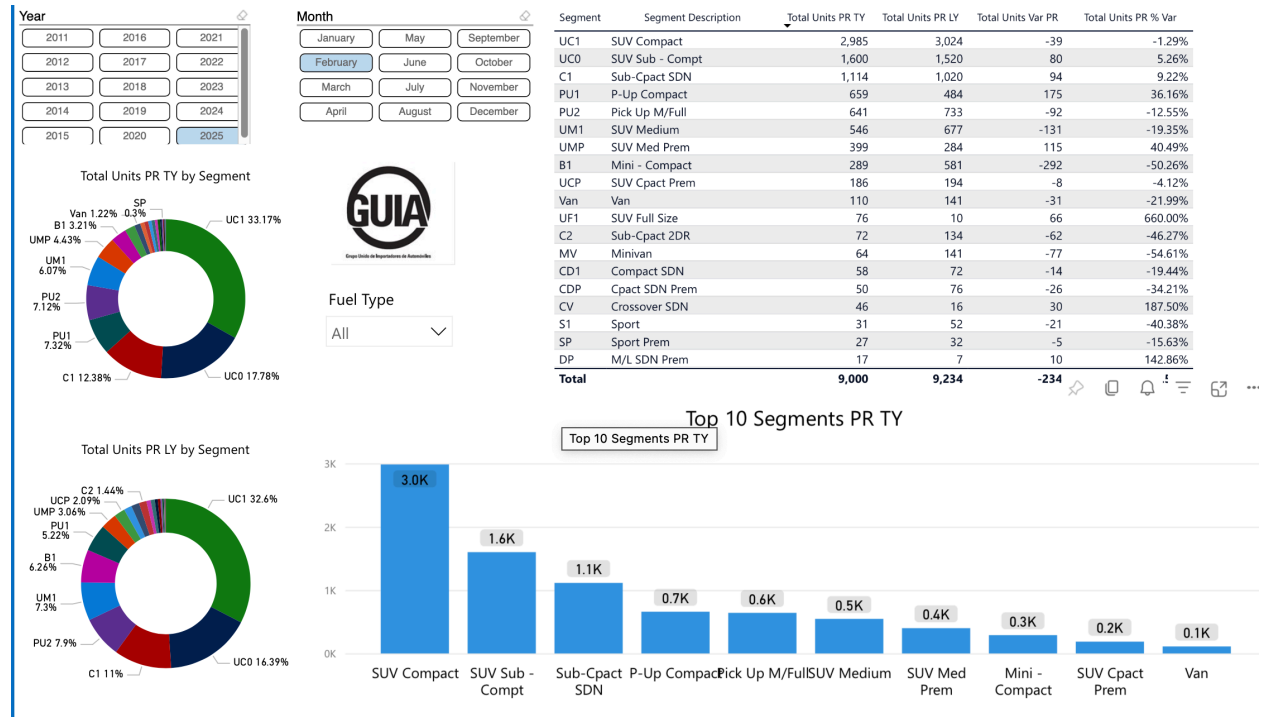
Total Units PR TY by Month and Year



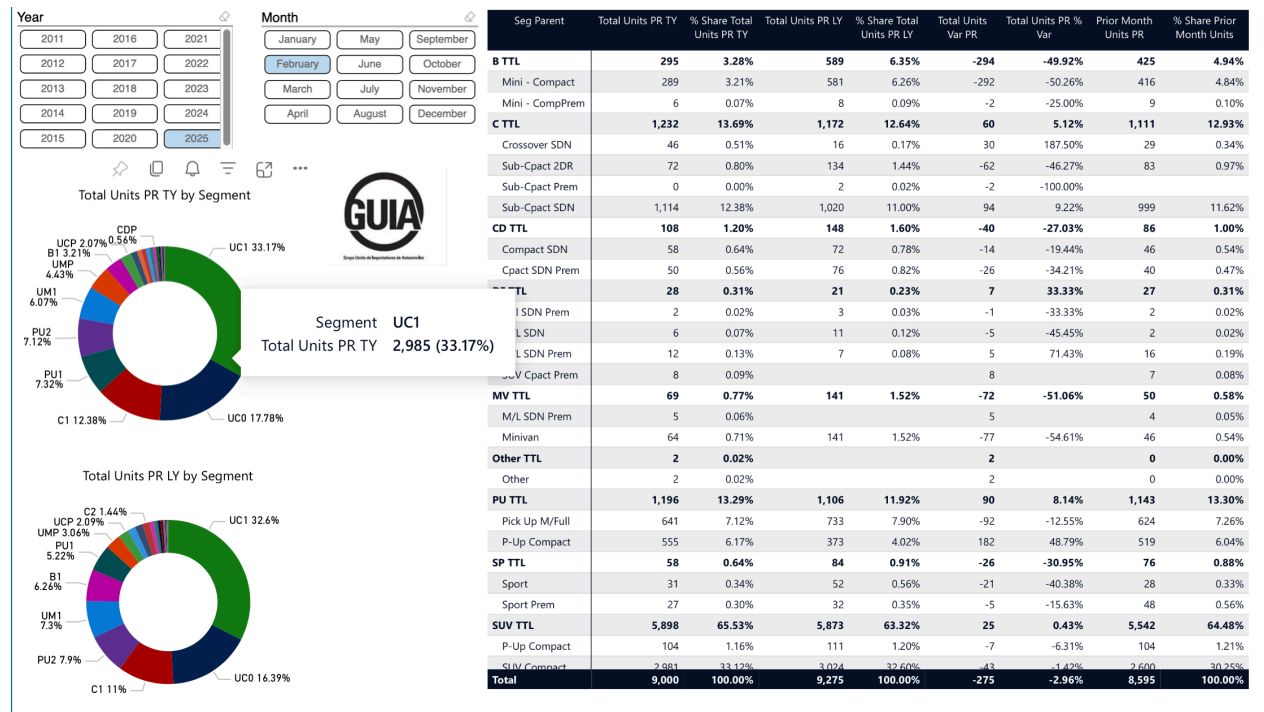
Total Units PR TY by Month and Year



# PR Total by Segment



# PR Segment % Share



# PR Market Month

Year

|      |      |      |
|------|------|------|
| 2011 | 2016 | 2021 |
| 2012 | 2017 | 2022 |
| 2013 | 2018 | 2023 |
| 2014 | 2019 | 2024 |
| 2015 | 2020 | 2025 |

Month

|          |        |           |
|----------|--------|-----------|
| January  | May    | September |
| February | June   | October   |
| March    | July   | November  |
| April    | August | December  |

Fuel Type

All



| CB           | Total Units PR TY | % Share Total Units PR | Total Units PR LY | % Share Total Units PR LY | Total Units Var PR | Total Units PR % Var |
|--------------|-------------------|------------------------|-------------------|---------------------------|--------------------|----------------------|
| <b>US</b>    | <b>1,388</b>      | <b>15.42%</b>          | <b>1,615</b>      | <b>17.41%</b>             | <b>-227</b>        | <b>-14.06%</b>       |
| Chrysler     | 566               | 6.29%                  | 607               | 6.54%                     | -41                | -6.75%               |
| Ford         | 663               | 7.37%                  | 863               | 9.30%                     | -200               | -23.17%              |
| GM           | 159               | 1.77%                  | 145               | 1.56%                     | 14                 | 9.66%                |
| <b>KO</b>    | <b>2,856</b>      | <b>31.73%</b>          | <b>3,003</b>      | <b>32.38%</b>             | <b>-147</b>        | <b>-4.90%</b>        |
| Genesis      | 28                | 0.31%                  | 28                | 0.30%                     | 0                  | 0.00%                |
| Hyundai      | 1,492             | 16.58%                 | 1,865             | 20.11%                    | -373               | -20.00%              |
| Kia          | 1,336             | 14.84%                 | 1,110             | 11.97%                    | 226                | 20.36%               |
| <b>JA</b>    | <b>4,258</b>      | <b>47.31%</b>          | <b>4,220</b>      | <b>45.50%</b>             | <b>38</b>          | <b>0.90%</b>         |
| Acura        | 54                | 0.60%                  | 49                | 0.53%                     | 5                  | 10.20%               |
| Honda        | 327               | 3.63%                  | 330               | 3.56%                     | -3                 | -0.91%               |
| Infiniti     | 21                | 0.23%                  | 35                | 0.38%                     | -14                | -40.00%              |
| Lexus        | 157               | 1.74%                  | 103               | 1.11%                     | 54                 | 52.43%               |
| Mazda        | 106               | 1.18%                  | 73                | 0.79%                     | 33                 | 45.21%               |
| Mitsubishi   | 693               | 7.70%                  | 720               | 7.76%                     | -27                | -3.75%               |
| Nissan       | 565               | 6.28%                  | 592               | 6.38%                     | -27                | -4.56%               |
| Subaru       | 29                | 0.32%                  | 23                | 0.25%                     | 6                  | 26.09%               |
| Toyota       | 2,306             | 25.62%                 | 2,295             | 24.74%                    | 11                 | 0.48%                |
| <b>EU</b>    | <b>498</b>        | <b>5.53%</b>           | <b>437</b>        | <b>4.71%</b>              | <b>61</b>          | <b>13.96%</b>        |
| Alfa Romeo   |                   |                        | 3                 | 0.03%                     | -3                 |                      |
| Audi         | 34                | 0.38%                  | 42                | 0.45%                     | -8                 | -19.05%              |
| Bentley      | 1                 | 0.01%                  | 1                 | 0.01%                     | 0                  | 0.00%                |
| BMW          | 129               | 1.43%                  | 126               | 1.36%                     | 3                  | 2.38%                |
| Ferrari      | 3                 | 0.03%                  | 0                 | 0.00%                     | 3                  |                      |
| Fiat         | 1                 | 0.01%                  | 1                 | 0.01%                     | 0                  | 0.00%                |
| Jaguar       |                   |                        | 0                 | 0.00%                     | 0                  |                      |
| <b>Total</b> | <b>9,000</b>      | <b>100.00%</b>         | <b>9,275</b>      | <b>100.00%</b>            | <b>-275</b>        | <b>-2.96%</b>        |

|              |              |                |              |                |             |               |
|--------------|--------------|----------------|--------------|----------------|-------------|---------------|
| Lamborghini  | 1            | 0.01%          | 0            | 0.00%          | 1           |               |
| LandRover    | 22           | 0.24%          | 40           | 0.43%          | -18         | -45.00%       |
| Maserati     | 1            | 0.01%          | 1            | 0.01%          | 0           | 0.00%         |
| Mercedes     | 108          | 1.20%          | 68           | 0.73%          | 40          | 58.82%        |
| Mini         | 51           | 0.57%          | 23           | 0.25%          | 28          | 121.74%       |
| Porsche      | 40           | 0.44%          | 12           | 0.13%          | 28          | 233.33%       |
| Volvo        | 34           | 0.38%          | 65           | 0.70%          | -31         | -47.69%       |
| VW           | 73           | 0.81%          | 55           | 0.59%          | 18          | 32.73%        |
| <b>Total</b> | <b>9,000</b> | <b>100.00%</b> | <b>9,275</b> | <b>100.00%</b> | <b>-275</b> | <b>-2.96%</b> |