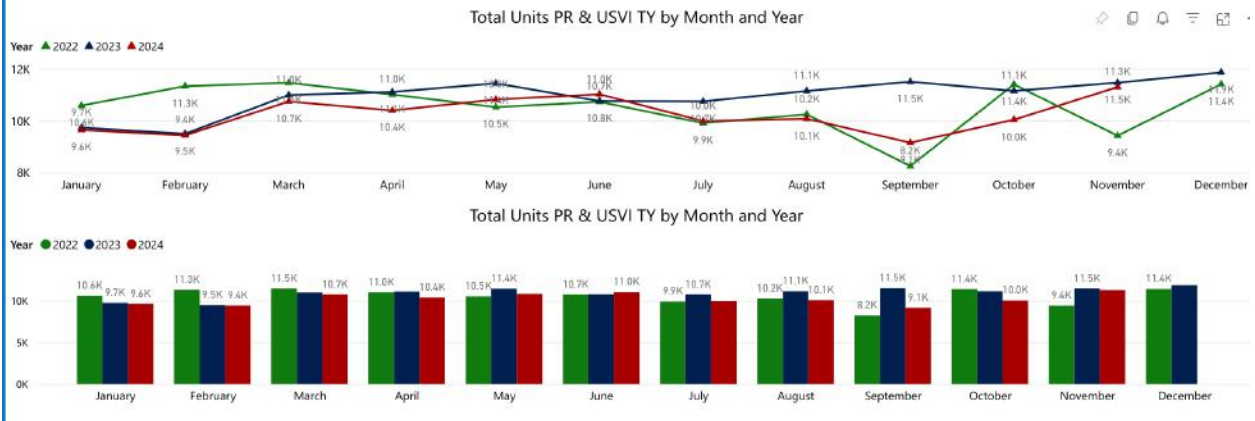


# Total Industry

Year	January	February	March	April	May	June	July	August	September	October	November	December	Total
2017	6,580	6,856	7,271	6,009	6,944	8,513	7,067	7,340	2,290	5,746	9,585	11,606	<b>85,807</b>
2018	7,909	7,137	8,228	8,300	9,344	9,764	9,817	9,278	8,473	8,831	10,223	12,996	<b>110,300</b>
2019	8,535	7,966	9,506	7,491	9,055	10,297	7,737	8,348	7,703	8,862	10,814	12,970	<b>109,284</b>
2020	6,806	8,607	3,246	357	2,741	10,775	10,702	8,812	8,510	10,778	11,040	14,352	<b>96,726</b>
2021	10,236	10,796	11,909	10,948	12,857	11,782	11,056	10,880	9,730	9,482	9,527	12,047	<b>131,250</b>
2022	10,584	11,330	11,462	11,010	10,525	10,728	9,907	10,244	8,249	11,399	9,420	11,409	<b>126,267</b>
2023	9,732	9,495	10,991	11,107	11,440	10,757	10,743	11,147	11,503	11,148	11,467	11,861	<b>131,391</b>
2024	9,644	9,434	10,741	10,395	10,819	11,019	9,985	10,074	9,149	10,038	11,297		<b>112,595</b>



Fuel Type:  Brand:

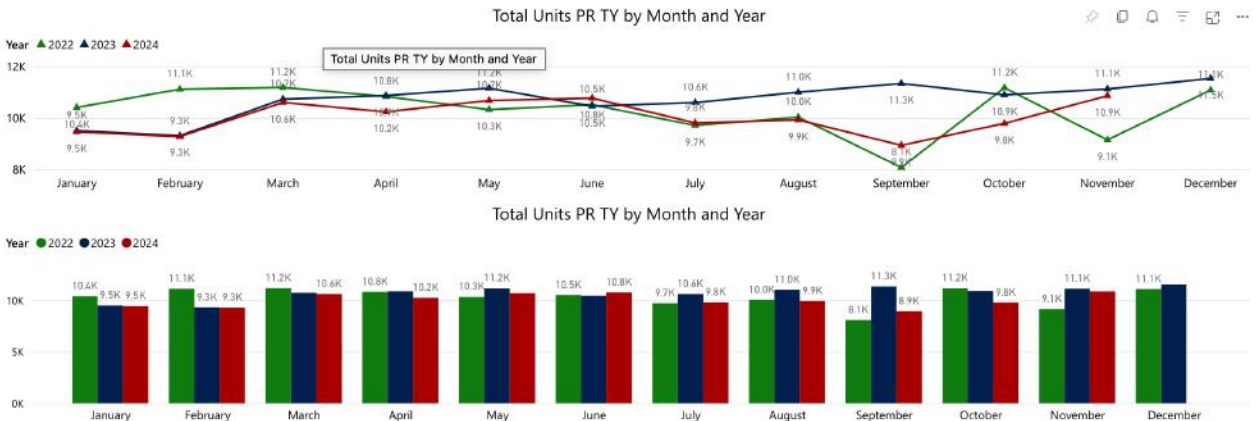


# PR Total

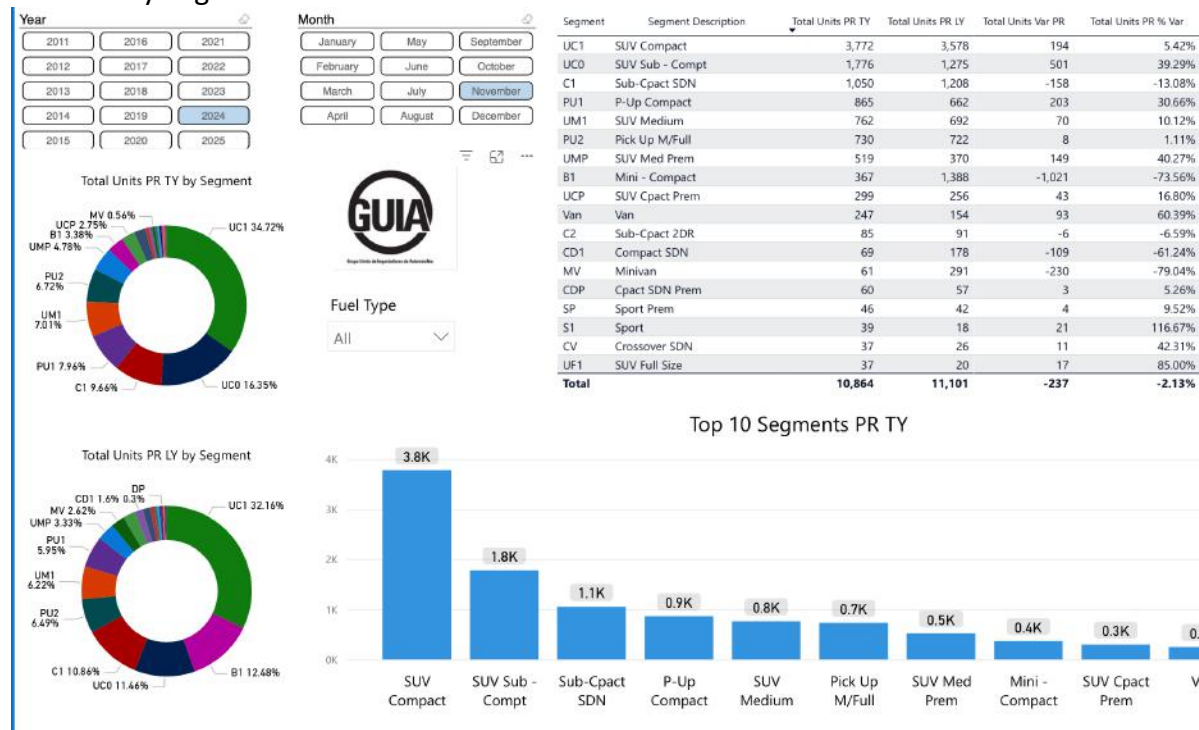
Year	January	February	March	April	May	June	July	August	September	October	November	December	Total
2017	6,340	6,715	7,166	5,903	6,818	8,378	6,947	7,216	2,271	5,636	9,354	11,336	<b>84,080</b>
2018	7,721	6,828	8,026	8,105	9,152	9,596	9,724	9,156	8,335	8,595	10,001	12,702	<b>107,941</b>
2019	8,168	7,721	9,307	7,351	8,863	10,161	7,631	8,235	7,546	8,628	10,508	12,497	<b>106,616</b>
2020	6,653	8,402	3,132	287	2,666	10,648	10,595	8,691	8,432	10,669	10,862	13,983	<b>95,020</b>
2021	10,085	10,540	11,697	10,814	12,686	11,636	10,926	10,755	9,570	9,281	9,346	11,809	<b>129,145</b>
2022	10,407	11,117	11,186	10,833	10,326	10,516	9,709	10,031	8,076	11,174	9,147	11,082	<b>123,604</b>
2023	9,505	9,309	10,732	10,870	11,158	10,458	10,598	11,000	11,343	10,896	11,124	11,538	<b>128,531</b>
2024	9,459	9,275	10,602	10,239	10,679	10,772	9,806	9,926	8,934	9,788	10,864		<b>110,344</b>



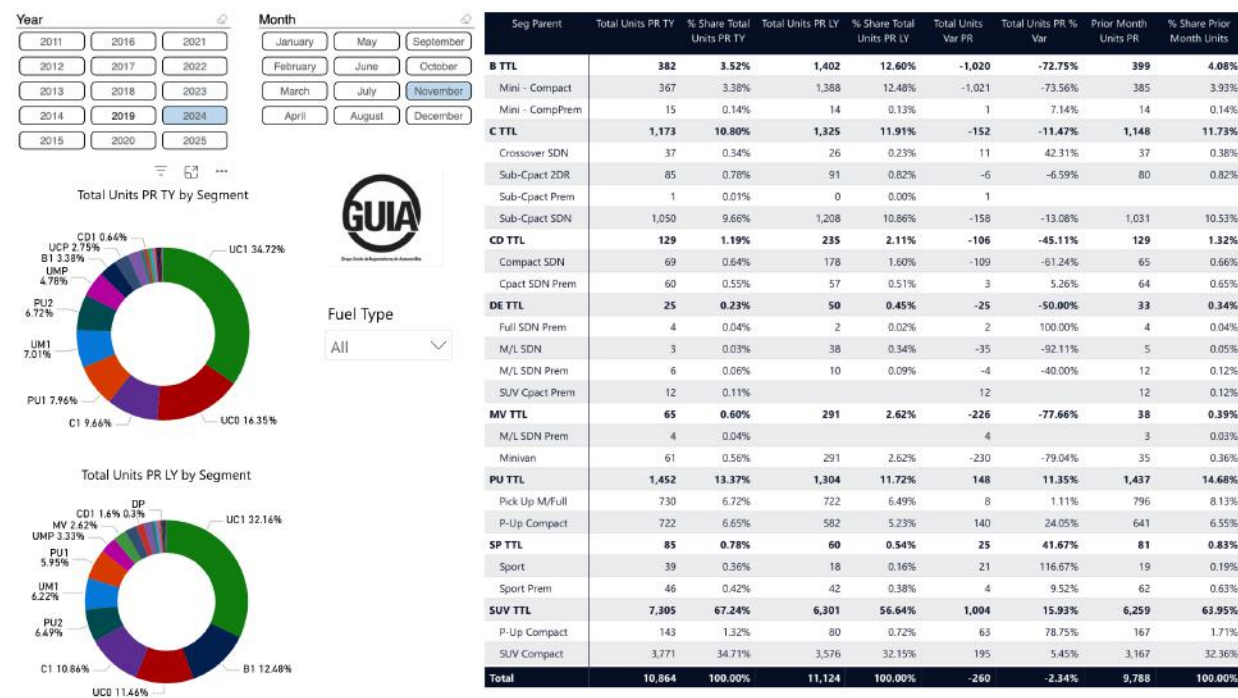
Fuel Type:  Brand:



## PR Total by Segment



## PR Segment % Share



# PR Market Month

Year

2011	2016	2021
2012	2017	2022
2013	2018	2023
2014	2019	2024
2015	2020	2025

Month

January	May	September
February	June	October
March	July	November
April	August	December

Fuel Type

All



CB	Total Units PR TY	% Share Total Units PR	Total Units PR LY	% Share Total Units PR LY	Total Units Var PR	Total Units PR % Var
<b>US</b>	<b>1,688</b>	<b>15.54%</b>	<b>2,034</b>	<b>18.28%</b>	<b>-346</b>	<b>-17.01%</b>
Chrysler	694	6.39%	688	6.18%	6	0.87%
Ford	895	8.24%	1,164	10.46%	-269	-23.11%
GM	99	0.91%	182	1.64%	-83	-45.60%
<b>KO</b>	<b>3,228</b>	<b>29.71%</b>	<b>2,794</b>	<b>25.12%</b>	<b>434</b>	<b>15.53%</b>
Genesis	21	0.19%	17	0.15%	4	23.53%
Hyundai	1,897	17.46%	1,463	13.15%	434	29.67%
Kia	1,310	12.06%	1,314	11.81%	-4	-0.30%
<b>JA</b>	<b>5,216</b>	<b>48.01%</b>	<b>5,751</b>	<b>51.70%</b>	<b>-535</b>	<b>-9.30%</b>
Acura	68	0.63%	64	0.58%	4	6.25%
Honda	393	3.62%	430	3.87%	-37	-8.60%
Infiniti	36	0.33%	30	0.27%	6	20.00%
Lexus	179	1.65%	144	1.29%	35	24.31%
Mazda	135	1.24%	80	0.72%	55	68.75%
Mitsubishi	798	7.35%	764	6.87%	34	4.45%
Nissan	682	6.28%	1,171	10.53%	-489	-41.76%
Subaru	21	0.19%	30	0.27%	-9	-30.00%
Toyota	2,904	26.73%	3,038	27.31%	-134	-4.41%
<b>EU</b>	<b>732</b>	<b>6.74%</b>	<b>545</b>	<b>4.90%</b>	<b>187</b>	<b>34.31%</b>
Alfa Romeo	5	0.05%			5	
Audi	40	0.37%	40	0.36%	0	0.00%
Bentley			0	0.00%	0	
BMW	240	2.21%	165	1.48%	75	45.45%
Ferrari	1	0.01%	2	0.02%	-1	-50.00%
Fiat			2	0.02%	-2	
Jaguar			0	0.00%	0	
<b>Total</b>	<b>10,864</b>	<b>100.00%</b>	<b>11,124</b>	<b>100.00%</b>	<b>-260</b>	<b>-2.34%</b>

Lamborghini			2	0.02%	-2	
LandRover	20	0.18%	26	0.23%	-6	-23.08%
Maserati			2	0.02%	-2	
Mercedes	148	1.36%	94	0.85%	54	57.45%
Mini	52	0.48%	38	0.34%	14	36.84%
Porsche	34	0.31%	25	0.22%	9	36.00%
Volvo	54	0.50%	51	0.46%	3	5.88%
VW	138	1.27%	98	0.88%	40	40.82%
<b>Total</b>	<b>10,864</b>	<b>100.00%</b>	<b>11,124</b>	<b>100.00%</b>	<b>-260</b>	<b>-2.34%</b>

# PR Market YTD

Year


2011	2016	2021
2012	2017	2022
2013	2018	2023
2014	2019	2024
2015	2020	2025

Month

January	May	September
February	June	October
March	July	November
April	August	December

Fuel Type

All



Grupo Guías de Registros de Automóviles

CB	Total Units PR TY	% Share Total Units PR	Total Units PR LY	% Share Total Units PR LY	Total Units Var PR	Total Units PR % Var
<b>US</b>	<b>19,760</b>	<b>17.91%</b>	<b>22,587</b>	<b>19.31%</b>	<b>-2,827</b>	<b>-12.52%</b>
Chrysler	7,106	6.44%	9,606	8.21%	-2,500	-26.03%
Ford	11,014	9.98%	11,490	9.82%	-476	-4.14%
GM	1,640	1.49%	1,491	1.27%	149	9.99%
<b>KO</b>	<b>31,230</b>	<b>28.30%</b>	<b>32,500</b>	<b>27.78%</b>	<b>-1,270</b>	<b>-3.91%</b>
Genesis	268	0.24%	327	0.28%	-59	-18.04%
Hyundai	18,076	16.38%	20,186	17.25%	-2,110	-10.45%
Kia	12,886	11.68%	11,987	10.25%	899	7.50%
<b>JA</b>	<b>53,087</b>	<b>48.11%</b>	<b>55,909</b>	<b>47.79%</b>	<b>-2,822</b>	<b>-5.05%</b>
Acura	551	0.50%	581	0.50%	-30	-5.16%
Honda	4,145	3.76%	4,677	4.00%	-532	-11.37%
Infiniti	378	0.34%	413	0.35%	-35	-8.47%
Lexus	1,294	1.17%	1,310	1.12%	-16	-1.22%
Mazda	1,224	1.11%	1,187	1.01%	37	3.12%
Mitsubishi	8,630	7.82%	9,772	8.35%	-1,142	-11.69%
Nissan	8,277	7.50%	8,994	7.69%	-717	-7.97%
Subaru	250	0.23%	242	0.21%	8	3.31%
Toyota	28,338	25.68%	28,733	24.56%	-395	-1.37%
<b>EU</b>	<b>6,267</b>	<b>5.68%</b>	<b>5,997</b>	<b>5.13%</b>	<b>270</b>	<b>4.50%</b>
Alfa Romeo	50	0.05%	29	0.02%	21	72.41%
Audi	499	0.45%	570	0.49%	-71	-12.46%
Bentley	11	0.01%	5	0.00%	6	120.00%
BMW	1,775	1.61%	1,878	1.61%	-103	-5.48%
Ferrari	19	0.02%	26	0.02%	-7	-26.92%
Fiat	6	0.01%	29	0.02%	-23	-79.31%
Jaguar	0	0.00%	7	0.01%	-7	-100.00%
<b>Total</b>	<b>110,344</b>	<b>100.00%</b>	<b>116,993</b>	<b>100.00%</b>	<b>-6,649</b>	<b>-5.68%</b>

Lamborghini	22	0.02%	29	0.02%	-7	-24.14%
LandRover	293	0.27%	236	0.20%	57	24.15%
Maserati	5	0.00%	14	0.01%	-9	-64.29%
Mercedes	1,083	0.98%	1,054	0.90%	29	2.75%
Mini	330	0.30%	295	0.25%	35	11.86%
Porsche	390	0.35%	357	0.31%	33	9.24%
Volvo	497	0.45%	609	0.52%	-112	-18.39%
VW	1,287	1.17%	859	0.73%	428	49.83%
<b>Total</b>	<b>110,344</b>	<b>100.00%</b>	<b>116,993</b>	<b>100.00%</b>	<b>-6,649</b>	<b>-5.68%</b>